

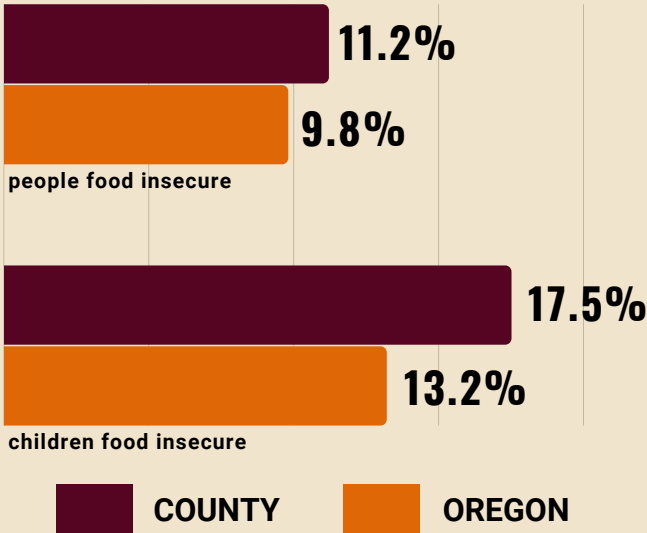
# 2023

# STATUS OF HUNGER IN SHERMAN COUNTY

The data on this fact sheet reflect 2022 figures.

TOTAL COUNTY POPULATION:  
1,784

## GENERAL HUNGER STATISTICS



### 17%

people reporting food insecurity who do not qualify for federal nutrition assistance, county

### 25%

people reporting food insecurity who do not qualify for federal nutrition assistance, statewide

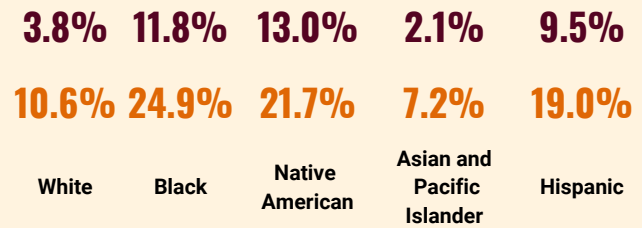
### 16%

children in food insecure households who do not qualify for federal nutrition assistance, county

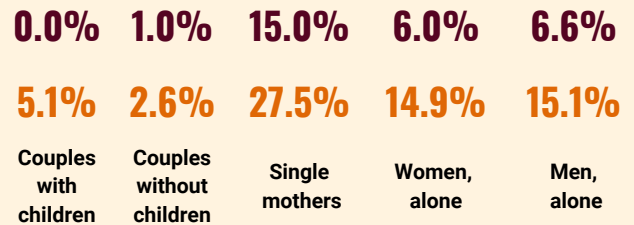
### 20%

children in food insecure households who do not qualify for federal nutrition assistance, statewide


## Hunger and food insecurity by race/ethnicity, statewide



## Hunger and food insecurity by household type, statewide



## Hunger and food insecurity by housing status, statewide



■ HUNGER    ■ FOOD INSECURITY

## SUPPLEMENTAL NUTRITION ASSISTANCE PROGRAM

### 386

average monthly SNAP participants, county

### 209

estimated income eligible people not participating in SNAP, county

### \$208,303

current annual value of SNAP participation, county

### 750,294

average monthly SNAP participants, statewide

### 433,077

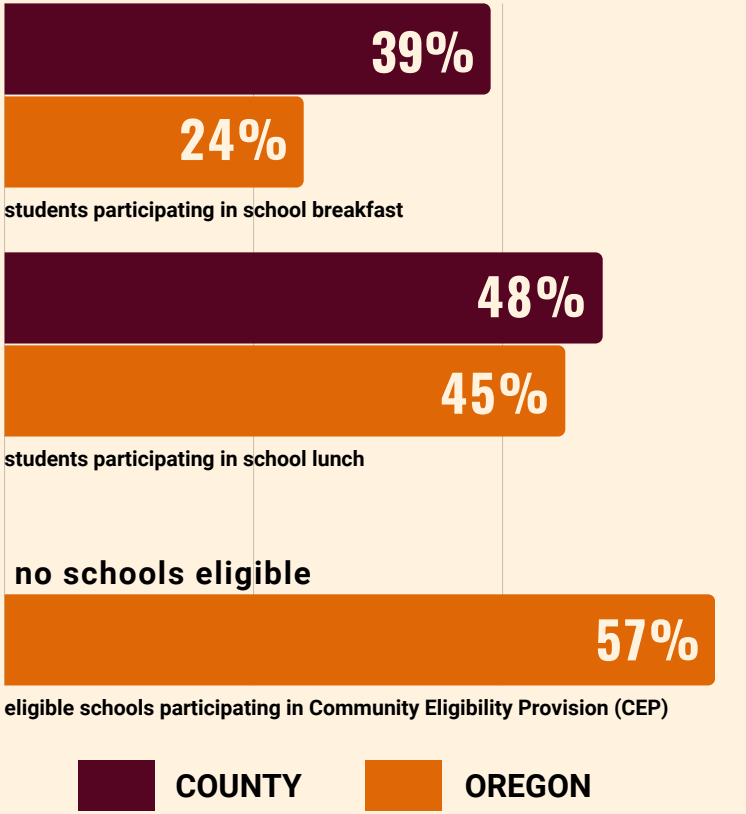
estimated income eligible people not participating in SNAP, statewide

### \$400,881,035

current annual value of SNAP participation, statewide

# SCHOOL MEALS

# SHERMAN COUNTY



## 35%

students with Free and Reduced Price meal eligibility, county

## 46%

students with Free and Reduced Price meal eligibility, statewide

## 0%

schools required to serve Breakfast after the Bell beginning SY23-24, county

## 32%

schools required to serve Breakfast after the Bell beginning SY23-24, statewide

## SUMMER MEALS

# 0

Average daily summer meals participation, county

# 257

Student enrollment, county

# 77,202

Average daily summer meals participation, statewide

# 574,452

Student enrollment, statewide

## WOMEN, INFANTS, AND CHILDREN

# 42%

% all pregnant people served by WIC, county

# 28%

% all pregnant people served by WIC, statewide

## ABOUT THE OREGON HUNGER TASK FORCE

The Oregon Hunger Task Force was created by the State Legislature to act as a resource within government and as a statewide advocate for Oregonians who are hungry or at risk of hunger. Made up of legislators, state agency representatives, and nonprofit and community leaders, the Oregon Hunger Task Force works collaboratively with stakeholders throughout Oregon to: research, document, and raise awareness about the extent of hunger in Oregon, coordinate the provision of food and nutrition services across the state, and make recommendations for government action for the alleviation of hunger. To see all 36 Oregon Hunger Task Force county fact sheets and read about our methodology, visit [www.oregonhungertaskforce.org/county-fact-sheets](http://www.oregonhungertaskforce.org/county-fact-sheets)