

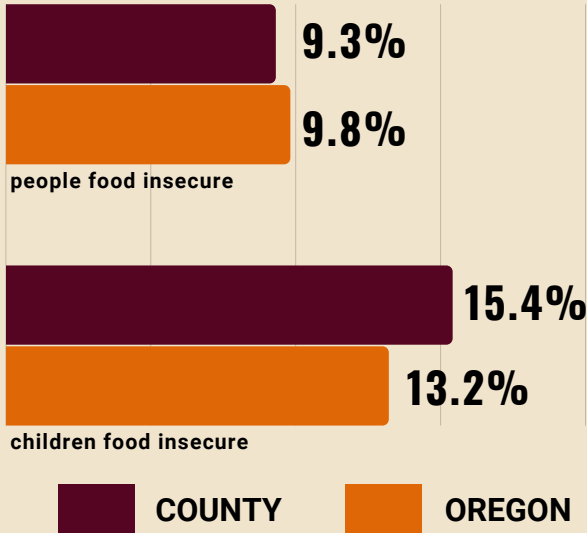
# 2023

# STATUS OF HUNGER IN MORROW COUNTY

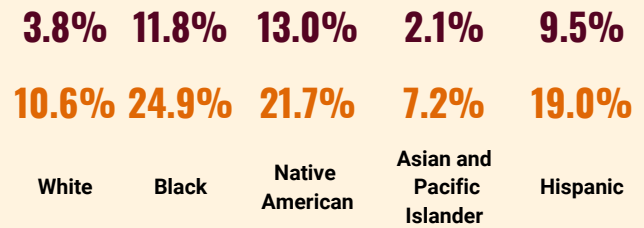
The data on this fact sheet reflect 2022 figures.

TOTAL COUNTY POPULATION:  
11,964

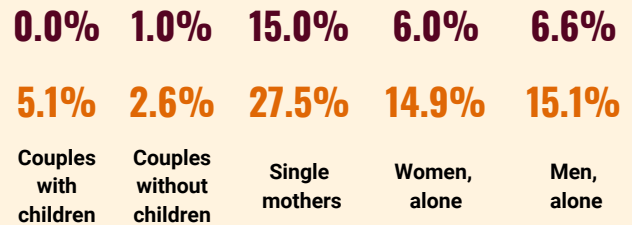
## GENERAL HUNGER STATISTICS




### Hunger and food insecurity by race/ethnicity, statewide



### Hunger and food insecurity by household type, statewide



### Hunger and food insecurity by housing status, statewide



## SUPPLEMENTAL NUTRITION ASSISTANCE PROGRAM

2,220

average monthly SNAP participants, county

2,499

estimated income eligible people not participating in SNAP, county

\$1,466,150

current annual value of SNAP participation, county

750,294

average monthly SNAP participants, statewide

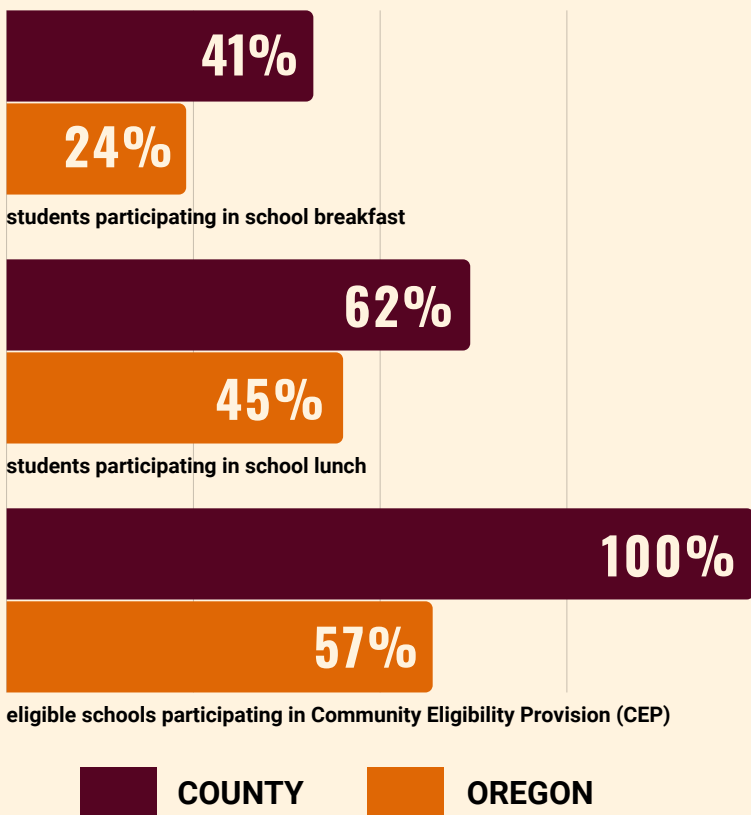
433,077

estimated income eligible people not participating in SNAP, statewide

\$400,881,035

current annual value of SNAP participation, statewide

## SCHOOL MEALS



## MORROW COUNTY

**46%**

students with Free and Reduced Price meal eligibility, county

**46%**

students with Free and Reduced Price meal eligibility, statewide

**44%**

schools required to serve Breakfast after the Bell beginning SY23-24, county

**32%**

schools required to serve Breakfast after the Bell beginning SY23-24, statewide

## SUMMER MEALS

**831**

Average daily summer meals participation, county

**2,544**

Student enrollment, county

**77,202**

Average daily summer meals participation, statewide

**574,452**

Student enrollment, statewide

## WOMEN, INFANTS, AND CHILDREN

**58%**

% all pregnant people served by WIC, county

**28%**

% all pregnant people served by WIC, statewide

## ABOUT THE OREGON HUNGER TASK FORCE

The Oregon Hunger Task Force was created by the State Legislature to act as a resource within government and as a statewide advocate for Oregonians who are hungry or at risk of hunger. Made up of legislators, state agency representatives, and nonprofit and community leaders, the Oregon Hunger Task Force works collaboratively with stakeholders throughout Oregon to: research, document, and raise awareness about the extent of hunger in Oregon, coordinate the provision of food and nutrition services across the state, and make recommendations for government action for the alleviation of hunger. To see all 36 Oregon Hunger Task Force county fact sheets and read about our methodology, visit [www.oregonhungertaskforce.org/county-fact-sheets](http://www.oregonhungertaskforce.org/county-fact-sheets)