

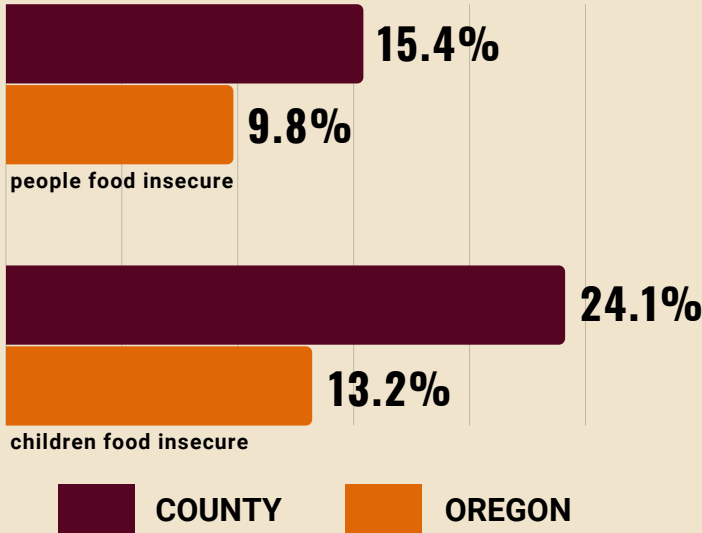
2023

STATUS OF HUNGER IN LINCOLN COUNTY

The data on this fact sheet reflect 2022 figures.

TOTAL COUNTY POPULATION:
49,866

GENERAL HUNGER STATISTICS



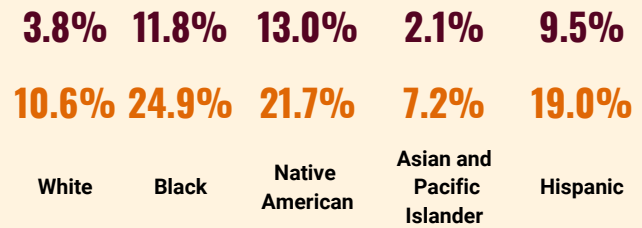
23%
people reporting food insecurity who do not qualify for federal nutrition assistance, county

14%
children in food insecure households who do not qualify for federal nutrition assistance, county

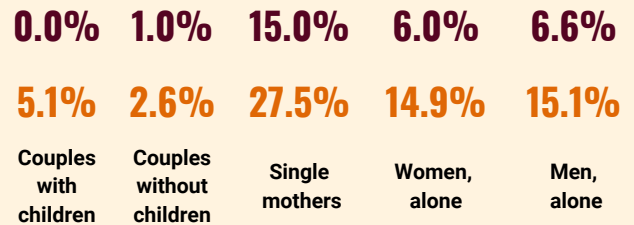
25%
people reporting food insecurity who do not qualify for federal nutrition assistance, statewide

20%
children in food insecure households who do not qualify for federal nutrition assistance, statewide


Hunger and food insecurity by race/ethnicity, statewide



Hunger and food insecurity by household type, statewide



Hunger and food insecurity by housing status, statewide



HUNGER (dark purple) **FOOD INSECURITY** (orange)

SUPPLEMENTAL NUTRITION ASSISTANCE PROGRAM

10,199
average monthly SNAP participants, county

5,915
estimated income eligible people not participating in SNAP, county

\$5,446,428
current annual value of SNAP participation, county

750,294
average monthly SNAP participants, statewide

433,077
estimated income eligible people not participating in SNAP, statewide

\$400,881,035
current annual value of SNAP participation, statewide

SCHOOL MEALS

LINCOLN COUNTY

37%

24%

students participating in school breakfast

49%

45%

students participating in school lunch

100%

57%

eligible schools participating in Community Eligibility Provision (CEP)

COUNTY

OREGON

72%

students with Free and Reduced Price meal eligibility, county

46%

students with Free and Reduced Price meal eligibility, statewide

57%

schools required to serve Breakfast after the Bell beginning SY23-24, county

32%

schools required to serve Breakfast after the Bell beginning SY23-24, statewide

SUMMER MEALS

779

Average daily summer meals participation, county

5,074

Student enrollment, county

77,202

Average daily summer meals participation, statewide

574,452

Student enrollment, statewide

WOMEN, INFANTS, AND CHILDREN

39%

% all pregnant people served by WIC, county

28%

% all pregnant people served by WIC, statewide

ABOUT THE OREGON HUNGER TASK FORCE

The Oregon Hunger Task Force was created by the State Legislature to act as a resource within government and as a statewide advocate for Oregonians who are hungry or at risk of hunger. Made up of legislators, state agency representatives, and nonprofit and community leaders, the Oregon Hunger Task Force works collaboratively with stakeholders throughout Oregon to: research, document, and raise awareness about the extent of hunger in Oregon, coordinate the provision of food and nutrition services across the state, and make recommendations for government action for the alleviation of hunger. To see all 36 Oregon Hunger Task Force county fact sheets and read about our methodology, visit www.oregonhungertaskforce.org/county-fact-sheets