

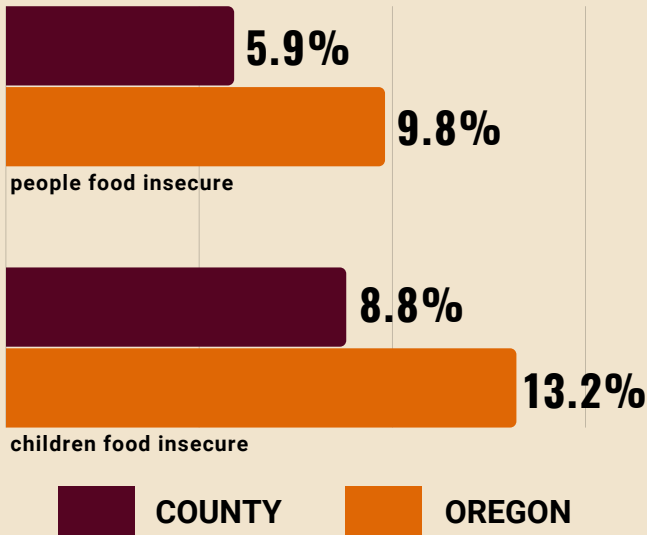
2023

STATUS OF HUNGER IN HOOD RIVER COUNTY

The data on this fact sheet reflect 2022 figures.

TOTAL COUNTY POPULATION:
23,915

GENERAL HUNGER STATISTICS



1%

people reporting food insecurity who do not qualify for federal nutrition assistance, county

25%

people reporting food insecurity who do not qualify for federal nutrition assistance, statewide


0%

children in food insecure households who do not qualify for federal nutrition assistance, county

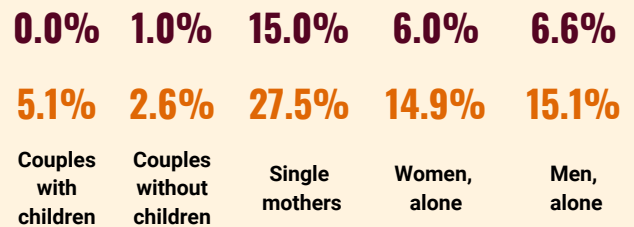
20%

children in food insecure households who do not qualify for federal nutrition assistance, statewide


Hunger and food insecurity by race/ethnicity, statewide



Hunger and food insecurity by household type, statewide



Hunger and food insecurity by housing status, statewide



Legend: HUNGER (dark purple), FOOD INSECURITY (orange)

SUPPLEMENTAL NUTRITION ASSISTANCE PROGRAM

2,787

average monthly SNAP participants, county

3,408

estimated income eligible people not participating in SNAP, county

\$1,707,122

current annual value of SNAP participation, county

750,294

average monthly SNAP participants, statewide

433,077

estimated income eligible people not participating in SNAP, statewide

\$400,881,035

current annual value of SNAP participation, statewide

SCHOOL MEALS

HOOD RIVER COUNTY

21%

24%

students participating in school breakfast

51%

45%

students participating in school lunch

44%

57%

eligible schools participating in Community Eligibility Provision (CEP)

COUNTY

OREGON

39%

students with Free
and Reduced Price
meal eligibility,
county

46%

students with Free
and Reduced Price
meal eligibility,
statewide

11%

schools required to
serve Breakfast after
the Bell beginning
SY23-24, county

32%

schools required to
serve Breakfast after
the Bell beginning
SY23-24, statewide

SUMMER MEALS

525

Average daily summer meals
participation, county

4,247

Student enrollment,
county

77,202

Average daily summer meals
participation, statewide

574,452

Student enrollment,
statewide

WOMEN, INFANTS, AND CHILDREN

36%

% all pregnant people
served by WIC, county

28%

% all pregnant people
served by WIC, statewide

ABOUT THE OREGON HUNGER TASK FORCE

The Oregon Hunger Task Force was created by the State Legislature to act as a resource within government and as a statewide advocate for Oregonians who are hungry or at risk of hunger. Made up of legislators, state agency representatives, and nonprofit and community leaders, the Oregon Hunger Task Force works collaboratively with stakeholders throughout Oregon to: research, document, and raise awareness about the extent of hunger in Oregon, coordinate the provision of food and nutrition services across the state, and make recommendations for government action for the alleviation of hunger. To see all 36 Oregon Hunger Task Force county fact sheets and read about our methodology, visit www.oregonhungertaskforce.org/county-fact-sheets