

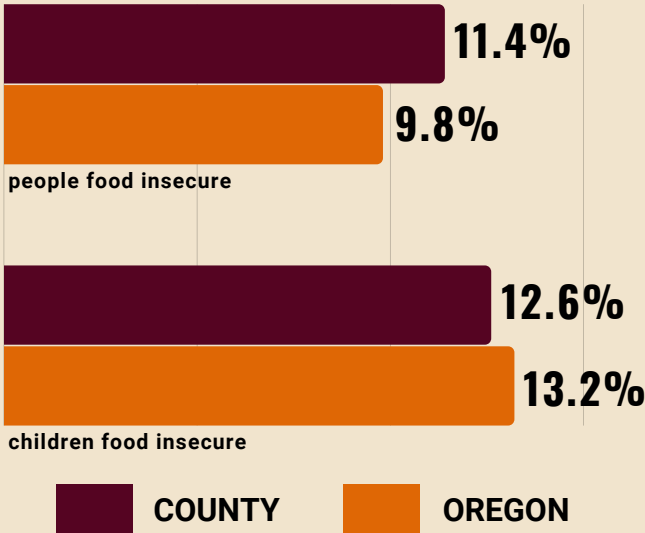
2023

STATUS OF HUNGER IN GILLIAM COUNTY

The data on this fact sheet reflect 2022 figures.

TOTAL COUNTY POPULATION:
1,954

GENERAL HUNGER STATISTICS



15%

people reporting food insecurity who do not qualify for federal nutrition assistance, county

25%

people reporting food insecurity who do not qualify for federal nutrition assistance, statewide

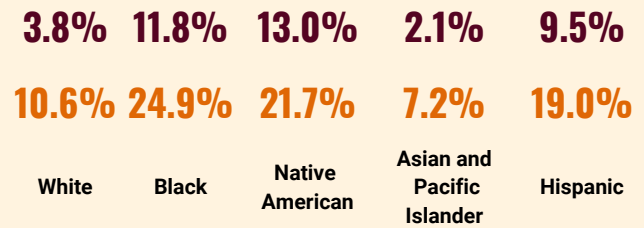
17%

children in food insecure households who do not qualify for federal nutrition assistance, county

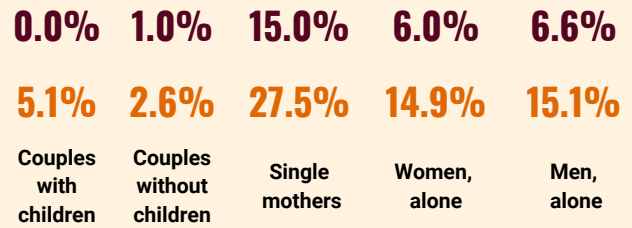
20%

children in food insecure households who do not qualify for federal nutrition assistance, statewide


Hunger and food insecurity by race/ethnicity, statewide



Hunger and food insecurity by household type, statewide



Hunger and food insecurity by housing status, statewide



SUPPLEMENTAL NUTRITION ASSISTANCE PROGRAM

378

average monthly SNAP participants, county

223

estimated income eligible people not participating in SNAP, county

\$223,022

current annual value of SNAP participation, county

750,294

average monthly SNAP participants, statewide

433,077

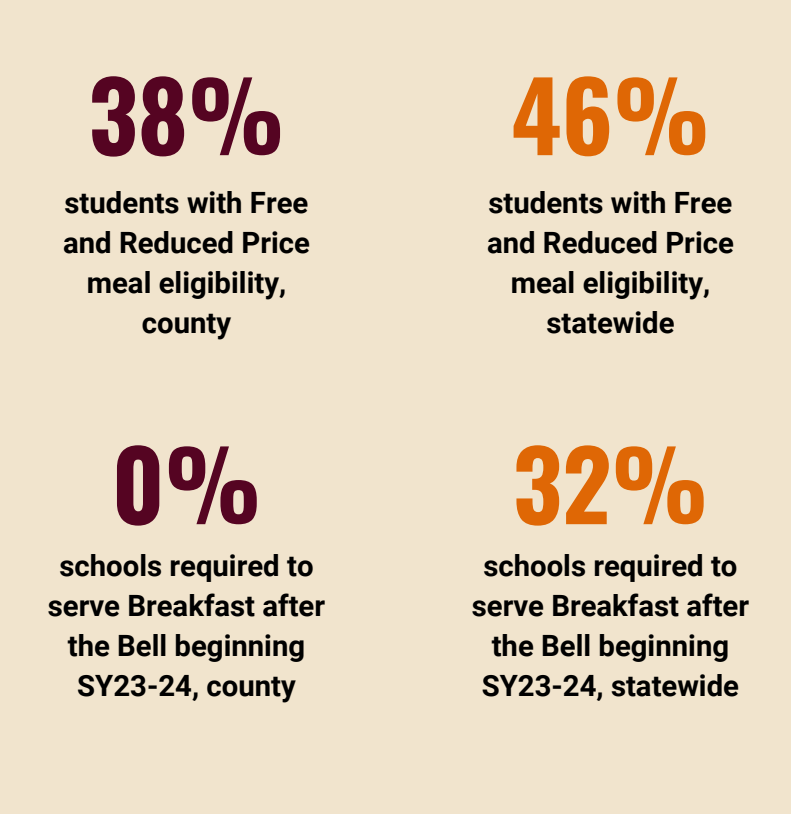
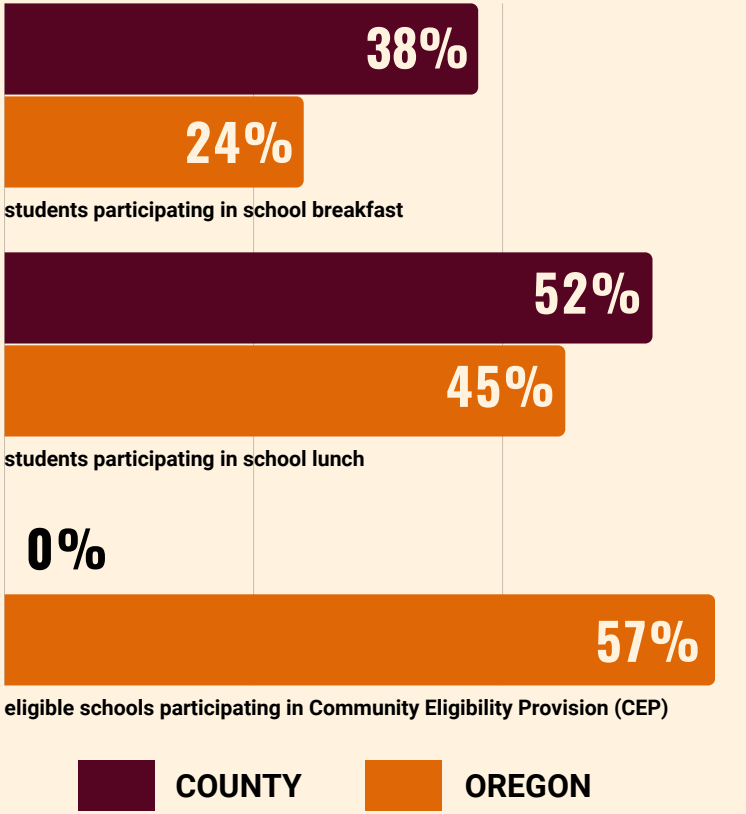
estimated income eligible people not participating in SNAP, statewide

\$400,881,035

current annual value of SNAP participation, statewide

SCHOOL MEALS

GILLIAM COUNTY



SUMMER MEALS

63

Average daily summer meals participation, county

320

Student enrollment, county

77,202

Average daily summer meals participation, statewide

574,452

Student enrollment, statewide

WOMEN, INFANTS, AND CHILDREN

20%

% all pregnant people served by WIC, county

28%

% all pregnant people served by WIC, statewide

ABOUT THE OREGON HUNGER TASK FORCE

The Oregon Hunger Task Force was created by the State Legislature to act as a resource within government and as a statewide advocate for Oregonians who are hungry or at risk of hunger. Made up of legislators, state agency representatives, and nonprofit and community leaders, the Oregon Hunger Task Force works collaboratively with stakeholders throughout Oregon to: research, document, and raise awareness about the extent of hunger in Oregon, coordinate the provision of food and nutrition services across the state, and make recommendations for government action for the alleviation of hunger. To see all 36 Oregon Hunger Task Force county fact sheets and read about our methodology, visit www.oregonhungertaskforce.org/county-fact-sheets