

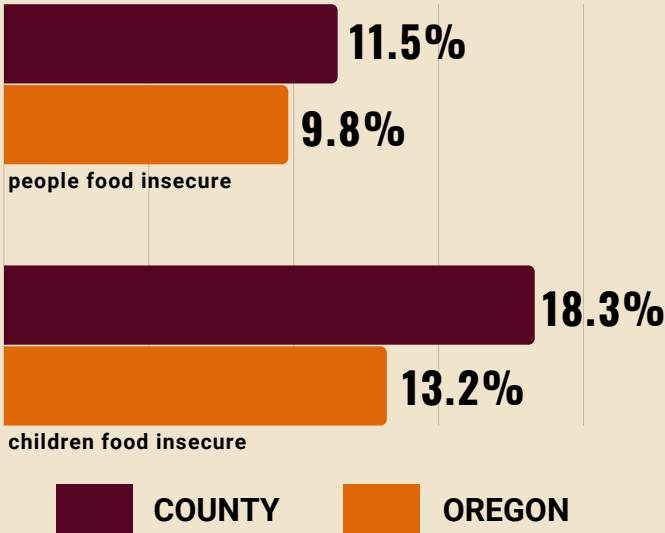
2023

STATUS OF HUNGER IN CROOK COUNTY

The data on this fact sheet reflect 2022 figures.

TOTAL COUNTY POPULATION:
24,300

GENERAL HUNGER STATISTICS



21%

people reporting food insecurity who do not qualify for federal nutrition assistance, county

25%

people reporting food insecurity who do not qualify for federal nutrition assistance, statewide

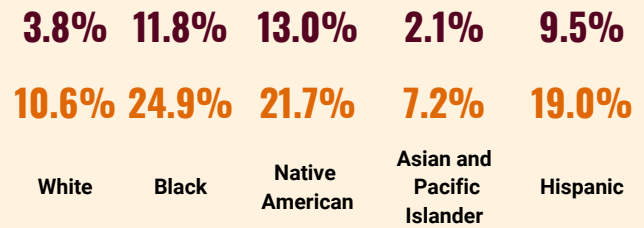
23%

children in food insecure households who do not qualify for federal nutrition assistance, county

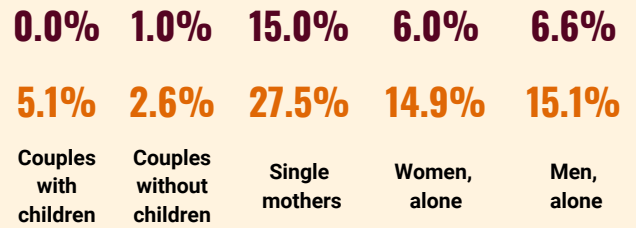
20%

children in food insecure households who do not qualify for federal nutrition assistance, statewide


Hunger and food insecurity by race/ethnicity, statewide



Hunger and food insecurity by household type, statewide



Hunger and food insecurity by housing status, statewide



Legend: HUNGER (dark purple), FOOD INSECURITY (orange)

SUPPLEMENTAL NUTRITION ASSISTANCE PROGRAM

5,127

average monthly SNAP participants, county

1,994

estimated income eligible people not participating in SNAP, county

\$3,004,053

current annual value of SNAP participation, county

750,294

average monthly SNAP participants, statewide

433,077

estimated income eligible people not participating in SNAP, statewide

\$400,881,035

current annual value of SNAP participation, statewide

SCHOOL MEALS

CROOK COUNTY

29%

24%

students participating in school breakfast

42%

45%

students participating in school lunch

0%

57%

eligible schools participating in Community Eligibility Provision (CEP)



COUNTY



OREGON

50%

students with Free and Reduced Price meal eligibility, county

46%

students with Free and Reduced Price meal eligibility, statewide

0%

schools required to serve Breakfast after the Bell beginning SY23-24, county

32%

schools required to serve Breakfast after the Bell beginning SY23-24, statewide

SUMMER MEALS

1,073

Average daily summer meals participation, county

3,689

Student enrollment, county

77,202

Average daily summer meals participation, statewide

574,452

Student enrollment, statewide

WOMEN, INFANTS, AND CHILDREN

40%

% all pregnant people served by WIC, county

28%

% all pregnant people served by WIC, statewide

ABOUT THE OREGON HUNGER TASK FORCE

The Oregon Hunger Task Force was created by the State Legislature to act as a resource within government and as a statewide advocate for Oregonians who are hungry or at risk of hunger. Made up of legislators, state agency representatives, and nonprofit and community leaders, the Oregon Hunger Task Force works collaboratively with stakeholders throughout Oregon to: research, document, and raise awareness about the extent of hunger in Oregon, coordinate the provision of food and nutrition services across the state, and make recommendations for government action for the alleviation of hunger. To see all 36 Oregon Hunger Task Force county fact sheets and read about our methodology, visit www.oregonhungertaskforce.org/county-fact-sheets