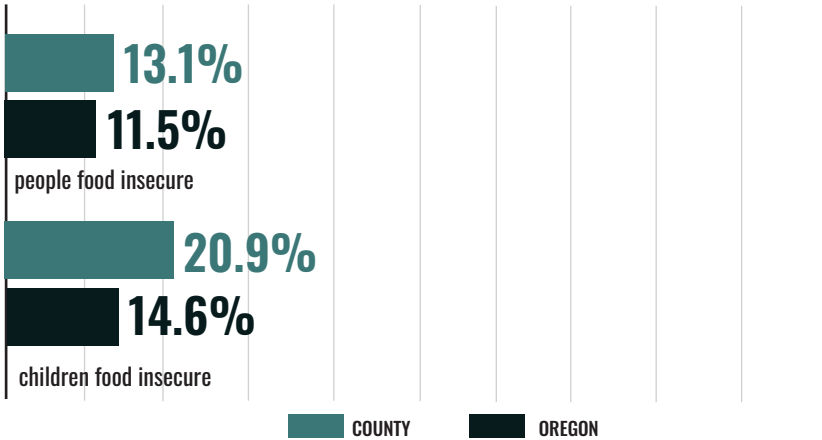


2021 STATUS OF HUNGER IN CROOK COUNTY

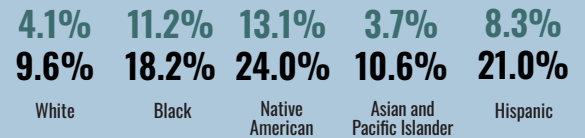
The data on this fact sheet reflect 2019 figures.

TOTAL COUNTY POPULATION: 23,440

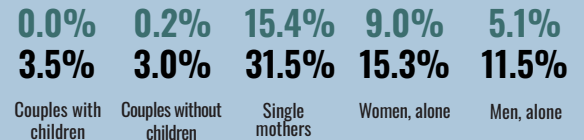
GENERAL HUNGER STATISTICS




Hunger and Food Insecurity by Race/Ethnicity, statewide



Hunger and Food Insecurity by household type, statewide



Hunger and Food Insecurity by housing status, statewide




SUPPLEMENTAL NUTRITION ASSISTANCE PROGRAM

PROGRAM ACCESS INDEX (PAI)*

This indicator estimates SNAP utilization in this county. It is a ratio comparing people participating in SNAP with all income-eligible people. In some counties, time limits may cause a participation gap. These kick some individuals off SNAP after three months even if they are income-eligible.

Out of an average population of 100 people in this county, this visualization represents: those who are participating in SNAP, eligible for SNAP but not participating, and receiving the Food Distribution Program on Indian Reservations (FDPIR).



4,438

average monthly SNAP participants, Crook County

421,114


estimated income eligible people not participating in SNAP, statewide

\$4,750,644

estimated annual value of increasing SNAP participation, Crook County

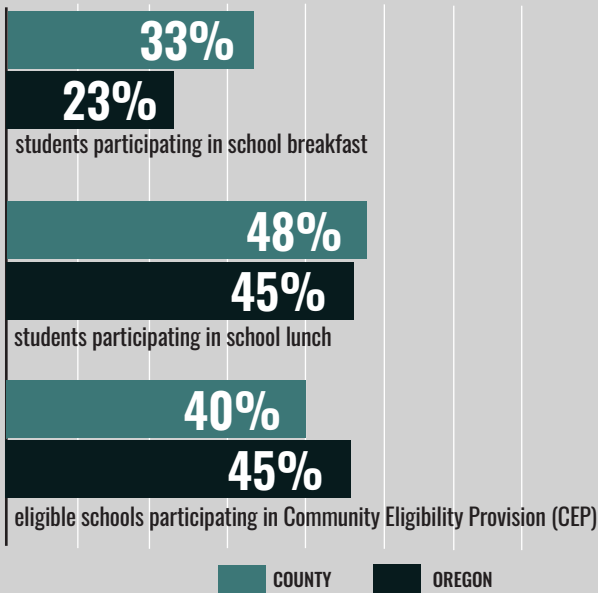
\$621,270,345

estimated annual value of increasing SNAP participation, statewide



* Figures capped at 1.00. See study methodology for further information.

SCHOOL MEALS



50%

students with Free and Reduced Price meal eligibility, Crook County

50%

students with Free and Reduced Price meal eligibility, statewide

0%

schools serving Breakfast after the Bell, Crook County

10%

schools serving Breakfast after the Bell, statewide

SUMMER MEALS

18.4%

Students participating in summer meals compared to students participating in school lunch, Crook County

27.7%

Students participating in summer meals compared to students participating in school lunch, statewide

-2.5%

Summer Meal participation percent change from 2018 to 2019, statewide

WOMEN, INFANTS AND CHILDREN

46%

% all pregnant people served by WIC, Crook County

27%

% all pregnant people served by WIC, statewide

ABOUT THE OREGON HUNGER TASK FORCE

The Oregon Hunger Task Force was created by the State Legislature to act as a resource within government and as a statewide advocate for Oregonians who are hungry or at risk of hunger. Made up of legislators, state agency representatives, and nonprofit and community leaders, the Oregon Hunger Task Force works collaboratively with stakeholders throughout Oregon to: research, document, and raise awareness about the extent of hunger in Oregon, coordinate the provision of food and nutrition services across the state, and make recommendations for government action for the alleviation of hunger.

To see all 36 Oregon Hunger Task Force county fact sheets and read about our methodology, visit www.oregonhungertaskforce.org/county-fact-sheets