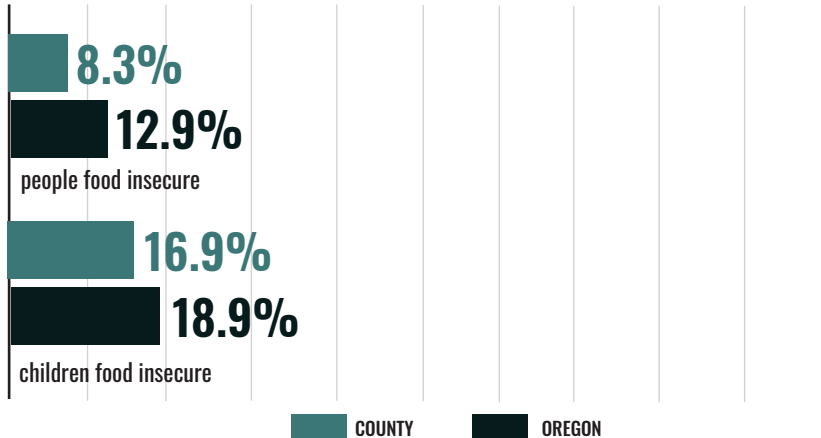


2019 STATUS OF HUNGER IN HOOD RIVER COUNTY

The data on this fact sheet reflect 2017 figures.

TOTAL COUNTY POPULATION: 22,938

GENERAL HUNGER STATISTICS



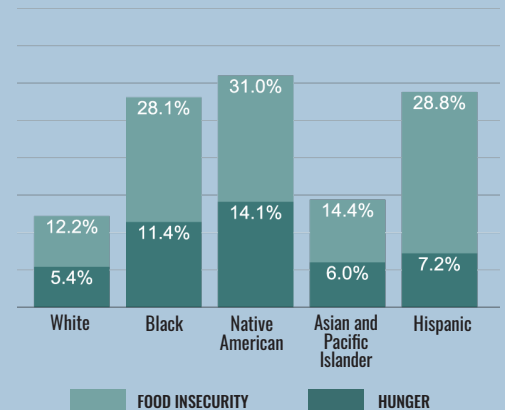
14.3%

people reporting food insecurity who do not qualify for federal nutrition assistance, Hood River County

36%

children in food insecure households who do not qualify for federal nutrition assistance, Hood River County

Hunger and Food Insecurity by Race/Ethnicity, statewide



32%

people reporting food insecurity who do not qualify for federal nutrition assistance, statewide

37%

children in food insecure households who do not qualify for federal nutrition assistance, statewide

SUPPLEMENTAL NUTRITION ASSISTANCE PROGRAM

PROGRAM ACCESS INDEX (PAI)*

This indicator estimates SNAP utilization in this county. It is a ratio comparing people participating in SNAP with all income-eligible people. In some counties, time limits may cause a participation gap. These kick some individuals off SNAP after three months even if they are income-eligible.

Out of an average population of 100 people in this county, this visualization represents: those who are participating in SNAP, eligible for SNAP but not participating, and receiving the Food Distribution Program on Indian Reservations (FDPIR).

2,982


average monthly SNAP participants, Hood River County

\$4,119,577

annual value of SNAP benefits, Hood River County

Time limits on SNAP are **not** in place for Able-Bodied Adults without Dependents in Hood River County, 2017

* Figures capped at 1.00. See study methodology for further information.



.55

PAI for all people, Hood River County

.36

PAI for people over 65, Hood River County

.71

PAI for all children, Hood River County

227,279

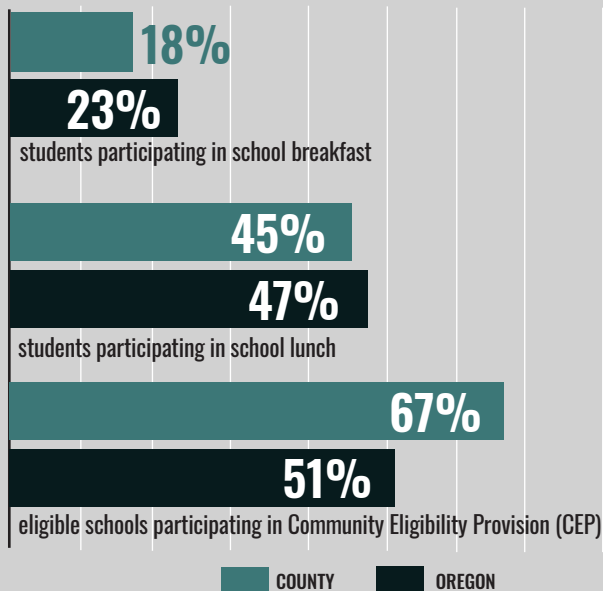
estimated income eligible people not participating in SNAP, statewide

\$339,872,781

estimated annual value of increasing SNAP participation, statewide

3 counties in Oregon in 2017 have time limits for Able-Bodied Adults without Dependents and time limits are enforced in areas where **44%** of Oregonians live.

SCHOOL MEALS



50%

students with Free and Reduced Price meal eligibility, Hood River County

52%

students with Free and Reduced Price meal eligibility, statewide

13%

schools serving Breakfast after the Bell, Hood River County

12%

schools serving Breakfast after the Bell, statewide

SUMMER MEALS

313

average number of children eating summer meals daily, Hood River County

41,740

average number of children eating summer meals daily, statewide

15%

Students participating in summer meals compared to students participating in school lunch, Hood River County

15%

Students participating in summer meals compared to students participating in school lunch, statewide

WOMEN, INFANTS AND CHILDREN

78%

Medicaid births on WIC, Hood River County

67.8%

Medicaid births on WIC, statewide

ABOUT THE OREGON HUNGER TASK FORCE

The Oregon Hunger Task Force was created by the State Legislature to act as a resource within government and as a statewide advocate for Oregonians who are hungry or at risk of hunger. Made up of legislators, state agency representatives, and nonprofit and community leaders, the Oregon Hunger Task Force works collaboratively with stakeholders throughout Oregon to: research, document, and raise awareness about the extent of hunger in Oregon, coordinate the provision of food and nutrition services across the state, and make recommendations for government action for the alleviation of hunger.

To see all 36 Oregon Hunger Task Force county fact sheets and read about our methodology, visit www.oregonhungertaskforce.org/county-fact-sheets